

# AcryBond


## Liquid Waterproofer




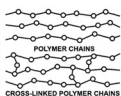
### DESCRIPTION

**AcryBond** is a special formulation of high tech polymers, modifiers and active chemical ingredients. Introduction of Portland cement to it activates this polymers into polymer chains and when applied to concrete, this polymer chains seeps through the capillary tracts of the concrete substrate, thereby forming a superior waterproof barrier. **AcryBond** is formulated to give a long lasting, flexible waterproofing membrane that will last as long as the structure itself. Not affected by most common chemicals and highly resistant to surface movements and UV rays. It also has improved adhesion, cohesion, tensile, compressive, and flexural strengths. And will not re-emulsify with long exposure to water.

Unlike other cement based waterproofing products that will crack and peel off – a mixture of **AcryBond** will provide a long lasting waterproofing coating even under water.



This is where **AcryBond** comes in. The small polymer chains seeps thru the capillary tracts of concrete thereby stopping any water from coming in or out (negative and positive sides).



### COVERAGE

The stated average coverage rate may vary depending upon type, condition, porosity, texture of the surface and application technique.

1. For waterproofing external surfaces against water ingress from damp earth and mist ground: Minimum of two coats applied at 1kg. to 2 kg. per sq.m. per coat.
2. Waterproofing internal surfaces against rising damp up to 1m. head of water: Minimum two coats applied at 2kg. to 4kg. per sq.m. per coat.
3. Waterproofing water retaining structures internally: Minimum two coats applied at 2kg to 3kg sq.m. per coat.
4. Waterproofing externally against more than 1m head of water pressure: Minimum of 3 coats applied at 2.5kg per coat.

### COMPOSITION

Engineered Acrylic Emulsion  
Epoxy Functional Silane  
Preservative

## Areas of Application

### To Waterproof:

- Exterior Walls
- Foundations
- Basements
- Tunnels
- Retaining Walls
- Dams
- Ponds
- Pools
- Silos
- Sewage Plants
- Underground structures



# AcryBond

## Liquid Waterproofer



### ADVANTAGES

- Outstanding water resistance imparts a physical barrier to water transport.
- High flexural and tensile strength
- Highly resistant to surface movements and UV rays.
- Will not re-emulsify even on long exposure to water.

### PRIMING

Surfaces must be sound, stable, dry, clean and free of dust, loose, flaking, friable material and substances that may diminish adhesion.

**AcryBond** mixture is designed for use on porous, concrete or cementitious surfaces.

All surfaces must be clean. They must be free of laitance, formwork release agents, paint, coatings, dust, loose particles and any other foreign matter including fungal growth. **AcryBond** mixture must be applied directly to the clean concrete surface.

Large cracks and honeycombing should be given a thin coating of **AcryBond** mixture. They should then be filled with a non-shrink mortar prior to applying the overall **AcryBond** treatment.


Mixing may be done by hand or mechanical mixer and should be continued until a homogenous, lump free product results. In manual mixing, lumps may be broken down with a gloved hand. On completion of mixing, material must be used within 30 minutes.

Never attempt to reconstitute the mixed product by further dilution after mixed material has become too stiff to apply. Discard this product.

Any surface to be treated with a mixture of **AcryBond** must be fully saturated with water beforehand, preferably the day before. Surfaces such as floors must be free of ponded water or running water and verticals must be free of water running down the face.

Treatment must be applied in a minimum of two or three coats. A second coat must be applied as soon as the first coat can no longer be disturbed by brushing. If a third coat is required it must follow within 24 hours, with the surface having again been pre-dampened.

The final coat of a system, be it two or three coats, must be left as smooth as possible.



### STORAGE

**AcryBond** must not be allowed to come into contact during storage with metals or alloys that are susceptible to corrosion. It is important to ensure that containers are tightly sealed. This product must not be exposed to high temperatures.

### DRYING AND CURING

Drying and curing of the product is affected by type, dryness and porosity of the surface, temperature, humidity, ventilation, climate conditions and application technique and therefore drying and curing can only be given as a guide.

For best results drying should be as slow as practically possible. Post dampening is an advantage

### CHEMICAL NATURE

Blend of high tech acrylic polymers, modifiers, and active ingredients

### BENEFITS

- Applied above or below grade.
- Resists strong hydrostatic pressure.
- Applied to positive or negative water pressure side.
- Easy to use - needs only to be mixed with Portland cement prior to application.
- Can be painted or tinted, no need for neutralizers.
- Not a vapor barrier - lets concrete "breathe".

 **CAMPBRIDGE**  
PAINTS  
The Waterproofing Company

29-D GENERAL TIRONA STREET, CALOOCAN CITY, PHILIPPINES  
PHONE NO. (0917) 891 0539  
www.campbridgepaint.net • email: campbridgepaint@gmail.com


DISCLAIMER The product information and application details given by the company and its agents has been provided in good faith and meant to serve only as a general guideline during usage. Users are advised to carry out tests and take trials to ensure on the suitability of products meeting their requirement prior to full scale usage of our products. Since the correct identification of the problems, quality of other materials used and the on-site workmanship are factors beyond our control, there are no expressed or implied guarantee/warranty as to the results obtained. The company does not assume any liability or consequential damage for unsatisfactory results, arising from the use of our products.

# SuperSeal AcryBond

Cementitious Waterproofing Coating    Liquid Waterproofer



## SURFACE PREPARATION



## MIXING

1 gal.



1. Prepare (1) gal. of **AcryBond**. Upon opening of the **AcryBond**, mix the contents thoroughly.

2 gals.



2. Prepare (2) gals. of **SuperSeal** Cementitious Waterproofing Coating.



3. Place (1) gal of **AcryBond** into a larger container. Mix contents well with (2) gals of **SuperSeal** to form a slurry coat. Stir well using a paddle or an electric mixer. Do not mix more than what can be used for 4 hours.

1. The surface to be applied must be clean and free from dirt, grease, waxes, laitance and other contaminants.



2. Repair all holes, cracks, mortar joints with **AcryBond** modified mortar (cement mortar added with 1:3 water - **AcryBond** ratio).



3. In very hot, dry or windy conditions, surface must be dampened (but not wet to touch) to make application easier. SuperSeal must not be applied if rain, dew, fog high humidity is expected within two hours of application (before surface is dry to touch).

Contact Cambridge for advice on pre-treatment of powdery surfaces. If there is any doubt a test patch should be applied.